

### Key Features & Benefits:

- Housing:
  - 5VA UV protected fiberglass housing
  - Silicone perimeter gasket
  - Stainless steel mounting brackets
- Lens:
  - Clear 100% impact modified acrylic
  - UV stabilized lens
  - Clear polycarbonate clips
- Gear Trey:
  - Pre-painted cold rolled steel
  - Easy access for quick installation
  - Secured with stainless steel wire
- Long Life:
  - 10 year warranty (12 hour run times)
  - 7 year warranty (24 hour run times)
- Ingress IP66 - Suitable for Wet Locations
- Control Options:
  - Photocell
  - Occupancy
- Emergency Capable
- 1/2" NPT / M20 Fittings on Both Sides



Project: \_\_\_\_\_

Date: \_\_\_\_\_

Catalog #: \_\_\_\_\_

Notes: \_\_\_\_\_



### Electrical Data:

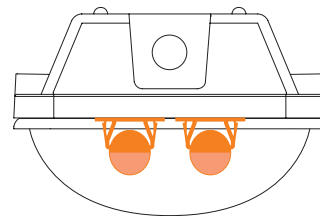
#### Light Specifications:

Lumen Output: Up to 3,510 Lumens  
 Efficacy (lm/W): Up to 135 Lumens per Watt  
 Kelvin: 3000K, 3500K, 4000K, 5000K  
 Color Rendering Index (CRI): >82  
 Rated Life: > 80,000 hrs

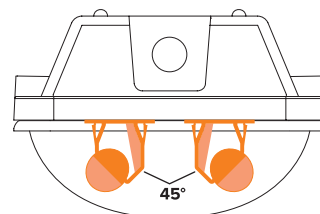
#### Driver Data:

Input Voltage: 120-277 VAC  
 Input Power: 26W  
 Input Current @ 120V: 0.217 Amps  
 Input Current @ 240V: 0.108 Amps  
 Input Current @ 277V: 0.093 Amps  
 Total Harmonic Distortion (THD): <10%  
 Power Factor: >0.99  
 Operating Temperature: -4 ~ 122°F

Double Ti  
Normal Distribution



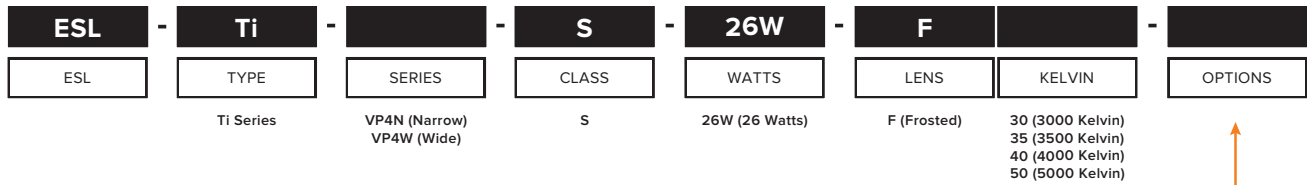
Double Ti  
Wide Distribution



**Catalog Data:**

|                               | ITEM#                 | WATTS | LUMEN OUTPUT | EFFICACY (lm/W) | KELVIN | DLC QPL CODE |
|-------------------------------|-----------------------|-------|--------------|-----------------|--------|--------------|
| <b>NORMAL</b><br>DISTRIBUTION | ESL-TI-VP4N-S-26W-F30 | 26W   | 3,225        | 130             | 3000K  | PCWERJMG     |
|                               | ESL-TI-VP4N-S-26W-F35 | 26W   | 3,260        | 129             | 3500K  | PMA793H6     |
|                               | ESL-TI-VP4N-S-26W-F40 | 26W   | 3,300        | 131             | 4000K  | PPF6QF0N     |
|                               | ESL-TI-VP4N-S-26W-F50 | 26W   | 3,370        | 134             | 5000K  | PKTIXDD8     |
| <b>—WIDE—</b><br>DISTRIBUTION | ESL-TI-VP4W-S-26W-F30 | 26W   | 3,354        | 129             | 3000K  | N/A          |
|                               | ESL-TI-VP4W-S-26W-F35 | 26W   | 3,354        | 129             | 3500K  | N/A          |
|                               | ESL-TI-VP4W-S-26W-F40 | 26W   | 3,432        | 132             | 4000K  | N/A          |
|                               | ESL-TI-VP4W-S-26W-F50 | 26W   | 3,510        | 135             | 5000K  | N/A          |

**Ordering Guide:** Example Part Number: **ESL-Ti-VP4N-S-26W-F40**



**Additional Options:**

- ESL-4OCC-LDD Photocell/Occupancy Sensor for Standard Mounting, Dip Switch, 0-10v
  - ESL-REM-100 Remote for 2OCC-HDD, 3OCC/B, 4OCC-LDD, 8OCC
  - ESL-EMG-FDC-30W Emergency Backup, 1100 Lumens, 90 Min
  - ESL-EMG-2DC-9W Emergency Backup, DC, 9 Watts
  - ESL-CS3W-6\* Cord Set, White, 3 wire, 6 foot
  - ESL-CS3W-6P\* Cord Set, White, 3 wire, 6 foot, Standard Plug
  - ESL-CS3W-6TL\* Cord Set, White, 3 wire, 6 foot, Twist lock Plug
  - ESL-CS3W-12\* Cord Set, White, 3 wire, 12 foot
  - ESL-CS3W-12P\* Cord Set, White, 3 wire, 12 foot, Standard Plug
  - ESL-CS3W-12TL\* Cord Set, White, 3 wire, 12 foot, Twist lock Plug
  - ESL-SPD-277-1 Surge Protector; (100-277 VAC)
  - ESL-480V-SD01 480 Volt Step Down Transformer
  - ESL-VP-CM-VP4X Direct Mount to the Ceiling for the 2',4',8' Narrow and Wide Body Fixture - 2 per
  - ESL-VP-45DM-VP4X 45 Degree Mount for the 2',4',8' Narrow and Wide Body Fixture - 2 per
  - ESL-VP-PM-VP4X Pent Mount 3/8" Standard - 2 per
  - ESL-VP-CH-VP4X Chain Hang CT-Bail - 2 per
  - ESL-VPSS Stainless Steel Latches (2'=6 latches) (4' =8 latches) (VPHB' =12 latches)
- \*Other lengths and black cord available upon request

**Dimensions:**

