


Key Features & Benefits:

- Quick Connect Technology
 - No need to worry about shunted or non-shunted tombstones
 - Extremely fast installation
 - No power through the pins
 - Power through the cord
- Interchangeable End Caps – Designed to Work With any Tombstone
 - G13 (Standard)
 - Fa8 (Single Pin)
 - R17D (HO)
- Long Life 80,000 Hours (L70)
 - 10 year warranty (12 hour run times)
 - 7 year warranty (24 hour run times)
- Universal Input 120-277V; 50/60Hz External Driver
- Glass Free
- Vibration and Impact Resistant
- No UV Emission
- Suitable for Dry and Damp Locations



Project: _____ Date: _____
 Catalog #: _____
 Notes: _____



Electrical Data:

Light Specifications:

Lumens Per Lamp: Up to 1,586 Lumens
 Efficacy (lm/W): Up to 122 Lumens per Watt
 Kelvin: 3000K, 3500K, 4000K, 5000K
 Color Rendering Index (CRI): >82
 Rated Life: > 80,000 hrs

Driver Data:

Input Voltage: 120-277 VAC
 Driver Output: Dual Output
 Output Power: 13 Watts per Lamp (26 Watts Total)
 Input Current @ 120V: 0.217 Amps
 Input Current @ 240V: 0.108 Amps
 Input Current @ 277V: 0.094 Amps
 Total Harmonic Distortion (THD): <10%
 Operating Temperature: -4 ~ 122°F

Catalog Data:

| ITEM# | WATTS PER LAMP | LUMENS PER LAMP | EFFICACY (lm/W) | KELVIN | DLC QPL CODE |
|-----------------------|----------------|-----------------|-----------------|--------|--------------|
| ESL-Ti-2-S-13W-2L-F30 | 13W | 1,547 | 119 | 3000K | PWQJGUEN |
| ESL-Ti-2-S-13W-2L-F35 | 13W | 1,547 | 119 | 3500K | PBFY352A |
| ESL-Ti-2-S-13W-2L-F40 | 13W | 1,560 | 120 | 4000K | P49TMHAB |
| ESL-Ti-2-S-13W-2L-F50 | 13W | 1,586 | 122 | 5000K | PCZ34XPA |

Ordering Guide:


| | | | | | | | |
|------------|-----------|--------------|----------|----------------------------------|---|-------------|--|
| ESL | Ti | 2 | S | 13W | 2L | F | |
| ESL | TYPE | LENGTH | CLASS | WATTS | LAMP | LENS | KELVIN |
| | Ti Series | 2 (Two Feet) | S | 10W (10 Watts) 13W (13 Watts) | 1L (One Lamp) 2L (Two Lamp) 3L (Three Lamp) 4L (Four Lamp) | F (Frosted) | 30 (3000 Kelvin) 35 (3500 Kelvin) 40 (4000 Kelvin) 50 (5000 Kelvin) |

Endcap Options:

| |
|--|
| ENDCAP |
| ESL-Ti-G13* ESL-Ti-Fa8 ESL-Ti-HO |

*Standard endcap - Only DLC approved product

Alternate Ti Options:



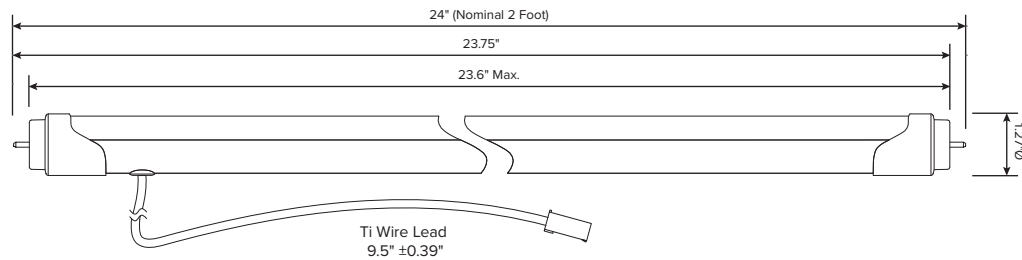
1L Output

3L Output

4L Output

Dimensions:

Ti:



Driver:

