

Key Features & Benefits:

- Quick Connect Technology
 - No need to worry about shunted or non-shunted tombstones
 - Extremely fast installation
 - No power through the pins
 - Power through the cord
- Interchangeable End Caps – Designed to Work With any Tombstone
 - G13 (Standard)
 - Fa8 (Single Pin)
 - R17D (HO)
- Long Life 80,000 Hours (L70)
 - 10 year warranty (12 hour run times)
 - 7 year warranty (24 hour run times)
- Universal Input 120-277V; 50/60Hz External Driver
- Glass Free
- Vibration and Impact Resistant
- No UV Emission
- Suitable for Dry and Damp Locations



G13 (Standard)




Fa8 (Single Pin)



R17D (HO)



Project: _____ Date: _____
 Catalog #: _____
 Notes: _____



Electrical Data:

Light Specifications:

Lumens Per Lamp: Up to 1,675 Lumens
 Efficacy (lm/W): Up to 129 Lumens per Watt
 Kelvin: 3000K, 3500K, 4000K, 5000K
 Color Rendering Index (CRI): >82
 Rated Life: > 80,000 hrs

Driver Data:

Input Voltage: 120-277 VAC
 Driver Output: Dual Output
 Output Power: 13 Watts per Lamp (26 Watts Total)
 Input Current @ 120V: 0.217 Amps
 Input Current @ 240V: 0.108 Amps
 Input Current @ 277V: 0.094 Amps
 Total Harmonic Distortion (THD): <10%
 Operating Temperature: -4 ~ 122°F

Catalog Data:

ITEM#	WATTS PER LAMP	LUMENS PER LAMP	EFFICACY (lm/W)	KELVIN	DLC QPL CODE
ESL-Ti-3-S-13W-2L-F30	13W	1,630	125	3000K	P9HVGWSZ
ESL-Ti-3-S-13W-2L-F35	13W	1,640	126	3500K	P9WOVZ0U
ESL-Ti-3-S-13W-2L-F40	13W	1,650	127	4000K	PVHA8IBC
ESL-Ti-3-S-13W-2L-F50	13W	1,675	129	5000K	PGVP7359

Ordering Guide:

ESL	Ti	3	S	13W	2L	F	
ESL	TYPE	LENGTH	CLASS	WATTS	LAMP	LENS	KELVIN
	Ti Series	3 (Three Feet)	S	13W (13 Watts)	1L (One Lamp) 2L (Two Lamp) 3L (Three Lamp) 4L (Four Lamp)	F (Frosted)	30 (3000 Kelvin) 35 (3500 Kelvin) 40 (4000 Kelvin) 50 (5000 Kelvin)


Endcap Options:

ENDCAP
ENDCAP

ESL-Ti-G13*
ESL-Ti-Fa8
ESL-Ti-HO

*Standard endcap - Only DLC approved product

Alternate Ti Options:



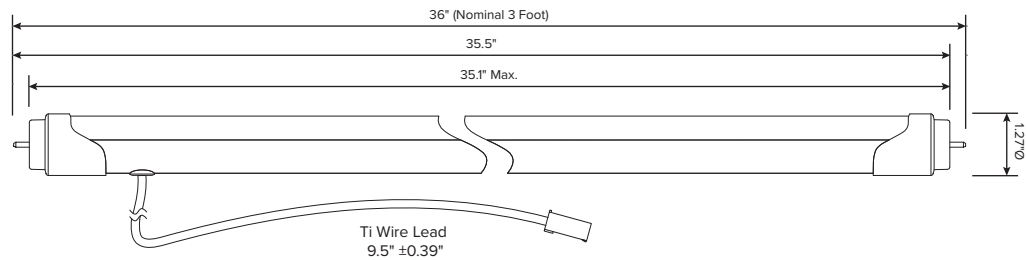
1L Output

3L Output

4L Output

Dimensions:

Ti:



Driver:

