


# ESL-CL-45W

The ESL Vision CL series provides a direct replacement for omnidirectional HID, and CFL fixtures. Our superior lamps have a higher efficacy at lower cost and without the need for fans. This lamp is ideal for almost any high lumen output single lamp retrofit.



## Specifications

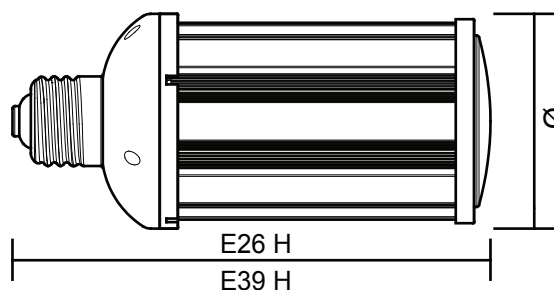
Color Temperature*	3000K, 5500K
Wattage	45 Watts
Efficacy	Up to 117 Lumens Per Watt
Total Lumens	Up to 5,270 Lumens
Input Voltage	100 - 277 VAC
Frequency	50 - 60 Hz
CRI	≥85
Power Factor (PF)	≥0.90
Life Span	>50,000 hours
Beam Angle	320°
Ingress	IP 64
E26 Dimensions	10.4" x 3.7" Ø
E39 Dimensions	10.6" x 3.7" Ø

\*Other Kelvins available upon request.


## Features

- IP 64
- Up to 117 Lumens Per Watt
- Mercury Free
- 5 Year Warranty
- Maintenance Free

## DIMENSIONS



## BASE TYPES



## ORDERING INFORMATION

EXAMPLE: ESL-CL-45W-30-E26

<b>ESL-CL-45W</b>	-	<input type="text"/>	-	<input type="text"/>
<b>Product</b>		<b>Color</b>		<b>Base</b>
		30 (3000K)		E26
		50 (5500K)		E39



Web: [www.eslvision.com](http://www.eslvision.com)  
 Email: [info@eslvision.com](mailto:info@eslvision.com)  
 Phone: 888-493-5559

\*[www.eslvision.com/warranty](http://www.eslvision.com/warranty) for more information