


ESL-CL-55W

The ESL Vision CL series provides a direct replacement for omnidirectional HID, and CFL fixtures. Our superior lamps have a higher efficacy at lower cost and without the need for fans. This lamp is ideal for almost any high lumen output single lamp retrofit.



Specifications

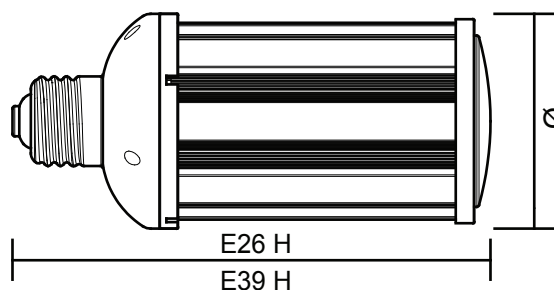
Color Temperature*	3000K, 5500K
Wattage	55 Watts
Efficacy	Up to 118 Lumens Per Watt
Total Lumens	Up to 6,170 Lumens
Input Voltage	100 - 277 VAC
Frequency	50 - 60 Hz
CRI	≥85
Power Factor (PF)	≥0.90
Life Span	>50,000 hours
Beam Angle	320°
Ingress	IP 64
E26 Dimensions	10.4" x 3.7" Ø
E39 Dimensions	10.6" x 3.7" Ø

*Other Kelvins available upon request.


Features

- IP 64
- Up to 123 Lumens Per Watt
- Mercury Free
- 5 Year Warranty
- Maintenance Free

DIMENSIONS



BASE TYPES



ORDERING INFORMATION

EXAMPLE: ESL-CL-55W-30-E26

ESL-CL-55W	-	<input type="text"/>	-	<input type="text"/>
Product		Color		Base
		30 (3000K)		E26
		50 (5500K)		E39



Web: www.eslvision.com
 Email: info@eslvision.com
 Phone: 888-493-5559

*www.eslvision.com/warranty for more information