

### Key Features & Benefits:

- Built-In Active PFC function
- High Efficiency
- Waterproof (IP67)
- Constant Current / 0-10V Dimming
- Clock Dimming(CLK) / PWM Dimming
- Protection: OVP, SCP, OTP
- UL Type TL, Type HL



Project: \_\_\_\_\_ Catalog#: \_\_\_\_\_ Date: \_\_\_\_\_  
 Notes: \_\_\_\_\_

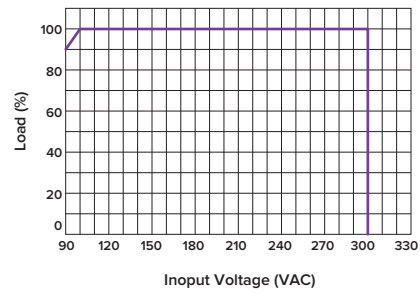
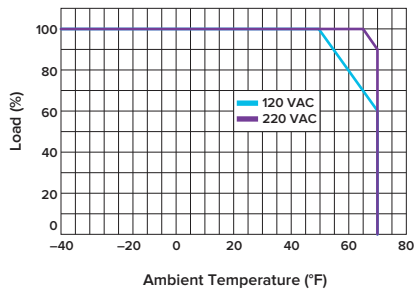


### ESL-DMG-150W-OPMA-54-4200

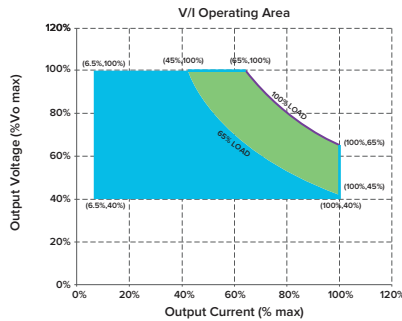
Input	Efficiency (120 VAC)	88%
	Efficiency (230 VAC)	91%
	Voltage Range (VAC)	90~305Vac, or 127~430 VDC (Derating may be need under low inputs, Refer to 'Derating Curve' )
	Rated Input Voltage (VAC)	100 - 277
	Frequency Range (Hz)	47 ~ 63
	Power Factor	>0.95 with 80%~100% load,at 230 VAC
	THD	<15% at 220 VAC input 50Hz,80%~100% load, <20% at 100Vac-277Vac/60Hz input ,60%~100% load
	AC Current (Typ.)	1.8A at 100 VAC input, 0.9A at 230 VAC
	Inrush Current (Typ.)	65A at 230 VAC input 77°F Cold Start ( time wide=500uS, measured at 50% Ipeak,Not applicable for the inrush current to Noise Filter for less than 0.2ms)
	Leakage Current (Max.)	0.77mA at 277 VAC/60Hz
Output	Rated Output Voltage (V)	54-36
	Output Voltage Range (V) <small>Note.1</small>	54-21
	Rated Current (mA)	2800-4200
	Output Current Range (mA)	280-4200
	Rated Power (W)	150W(max)
	Output Current Set Range	6.5%Io_max - 100%Io_max
	Constant Power Output Set Range	65%Io_max - 100%Io_max
	Ripple Current (Typ.)	10% max. ((PK-AV) /AV) with LED default mode and full load)
	Current Tolerance <small>Note.2</small>	±5%
	Line Regulation	±1%
Load Regulation	±3%	
Turn on delay Time	<1.2s, at 120 VAC; <1s, at 277 VAC	
Dimming Control	12 VDC Output Voltage (VDC)	10.8Vmin.~13.2Vmax.
	12 VDC Output Current (VDC)	0mA~20mA max.
	0~10V / DMI+ Voltage	Absolute maximum voltage - 10V min ~ 20V max
	0~10V / DMI+ Short Current	280uA ~ 450uA (DIM(+)=0)
DIMMING FUNCTION	Default is 0-10V dimming mode.others dimming ways like PWM/CLK Dimming can set by software configuration	
Protection	Over Voltage (V)	>70 VDC No damage.The power supply shall be self-recovery when the fault is removed.
	Short Circuit	Protection type: Constant current limiting.
	Over Temperature	Decreases output current,returning to normal after over temperature is removed.
Environment	Operating Temperature	-40~+158°F (Refer to "Derating Curve")
	Tcase	194°F Max.
	Operating Humidity	20~95%RH
	Storage Temperature (Humidity)	-40~+185°F, 10-95%RH
	Temperature Coefficient	0.03% / °F (32 - 122°F)
Vibration	10~500Hz, 5G 12min/cycle, period for 72 min. each along X, Y, Z axes	
Safety & EMC	Safety Standard	UL8750, UL1012, EN61347-1, EN61347-2-13 ,EN60598-1,EN62384
	Withstand Voltage	I/P-O/P:3.75KVAC I/P-FG:1.875KV O/P-FG:1.5KV
	Isolation Resistance	I/P-O/P:100M Ohms (500VDC/77°F/70%RH)
	EMC Emission	EN55015/FCC Part 15 Class B, EN61000-3-2 Class C, EN61000-3-3
EMC Immunity	EN61000-4-2,3,4,5,6,8,11 (Surge L,N-FG 10KV,L-N 10KV),EN61547	
Others	MTBF	300,000 Hours,measured at full load,77°F ambient temperature
	Lifetime	50,000 Hours at Tc 167°F(Refer to"Life Time VS. Tcase (Ref.)")
	Dimension (LxWxH)	8.7" L x 2.66" W x 1.57" H
	Weight	2.66lbs

Note.1: Measured at full load and steady-state temperature in 77°F ambient(Efficiency will be about 2% lower if measured immediately after startup); Note.2: Derating may be needed under low input voltages , Please Refer to 'Derating Curve'; Note.3: All parameters NOT specially mentioned are measured at 230 VAC input , rated load and 77°F of ambient temperature; Note.4: refer to V/I curve

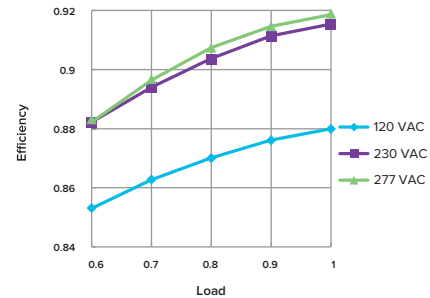
### Derating Curve:



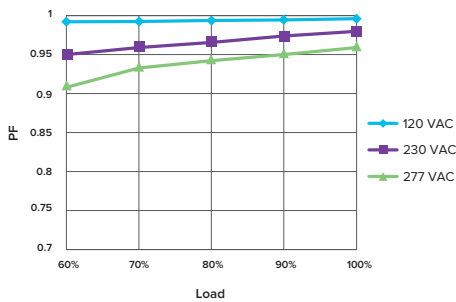
### V/I Curve:



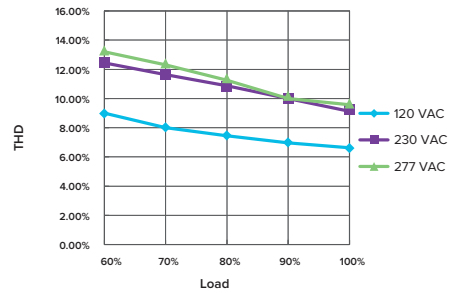
### Efficiency vs. Load Curve:



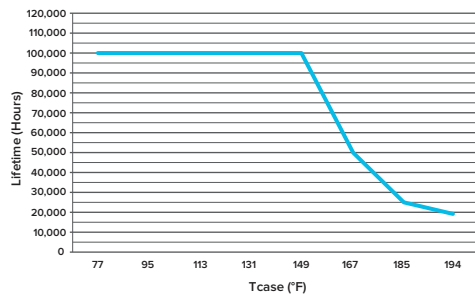
### Power Factor vs. Load Curve:



### THD Curve:



### Life Time vs. Tcase (Ref.):



**Dimensions:**

