

### Key Features & Benefits:

- Built-In Active PFC function
- High Efficiency
- Waterproof (IP67)
- Constant Current / 0-10V Dimming
- Clock Dimming(CLK) / CLKS Dimming
- Protection: OVP, SCP, OTP
- UL Type TL, Type HL



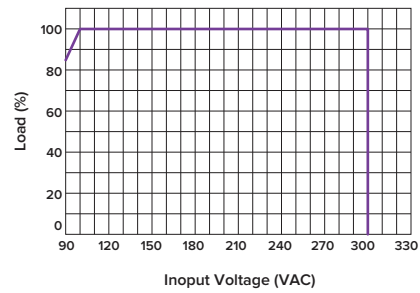
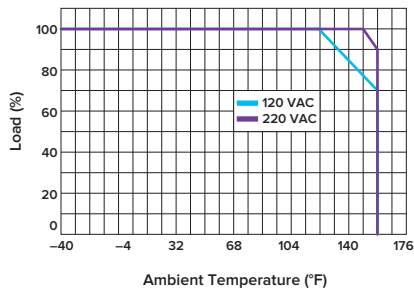
Project: \_\_\_\_\_ Catalog#: \_\_\_\_\_ Date: \_\_\_\_\_  
 Notes: \_\_\_\_\_



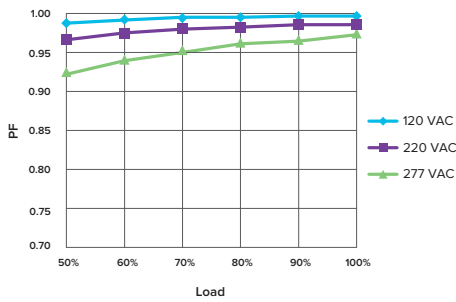
ESL-DMG-200W-OPMA-XX-YYYY*		350'	450'	530'	700'	850'	1050'	1200'	1400'	1500'	1750'	2100'	2450'	2800'	3000'	3150'	3500'	4200'	4900'	5600'	6000'	
Input	Efficiency (120 VAC) Note.1	90%	90%	90%	90%	90%	89%	89%	89%	89%	89%	89%	89%	89%	88%	88%	88%	88%	88%	88%	88%	
	Efficiency (230 VAC) Note.1	93%	93%	93%	93%	93%	92%	92%	92%	92%	92%	92%	92%	92%	91%	91%	91%	91%	91%	91%	91%	
	Voltage Range (VAC) Note.2	90~305 VAC, OR 127~430 VDC (Derating may be need under low inputs, Refer to 'Derating Curve' )																				
	Voltage Range (VAC) Note.2	100 - 277																				
	Frequency Range (Hz)	47 ~ 63																				
	Power Factor		PF>0.98/120VAC, PF>0.95/230VAC, PF>0.93/277VAC at full load																			
			PF>0.98/120VAC, PF>0.95/230VAC, PF>0.93/277VAC at full load																			
			PF>0.98/120VAC, PF>0.95/230VAC, PF>0.93/277VAC at full load																			
	THD		THD< 20% when output loading≥80% at 120VAC/230VAC input and output loading≥80% at 277VAC input																			
			THD< 20% when output loading≥80% at 120VAC/230VAC input and output loading≥80% at 277VAC input																			
AC Current (Typ.)	2.5A MAX at 120 VAC, 1.3A MAX at 230VAC																					
Inrush Current (Typ.)	Cold Start 65A (twidth=680µs measured at 50% Ipeak) at 230VAC																					
Leakage Current (Max.)	0.75mA at 277 VAC, 50Hz Input																					
Output	Output Voltage Range (V)	286-571	222-444	189-377	143-285	118-235	95-190	83-166	71-142	67-133	57-114	48-95	41-81	36-71	34-67	32-63	29-57	24-48	20-40	18-36	17-33	
	Rated Current (mA)	350	450	530	700	850	1050	1200	1400	1500	1750	2100	2450	2800	3000	3150	3500	4200	4900	5600	6000	
	Rated Power (W)	200W(max)																				
	Ripple Current (Typ.)	≤10%((PK-AV) /AV) with LED default mode and full load)																				
	Current Tolerance	±5%																				
	Line Regulation	±1%																				
	Load Regulation	±3%																				
	Current ADJ. Range	-																				
	Turn on delay Time	<1.2s, at 120 VAC; <1s, at 277 VAC																				
	Protection	Over Voltage (V)	799	622	528	399	329	266	232	199	186	160	133	113	99	94	88	80	67	56	50	46
		Hiccup mode.The power supply shall be self-recovery when the fault is removed.																				
Short Circuit		Protection type: Constant current limiting.																				
Over Temperature	Decrease output current when TC reaches 221±50°F the output current decrease to 50% rate value until the TC reaches 167±59°F																					
Environment	Operating Temperature	-40~+158°F (Refer to "Derating Curve")																				
	Tcase	194°F Max.																				
	Operating Humidity	20~95%RH																				
	Storage Temperature	-40~+185°F, 10-95%RH																				
	Temperature Coefficient	0.03%/°F (0~122°F)																				
	Vibration	10~500Hz, 5G 12min/cycle, period for 72 min. each along X, Y, Z axes																				
Safety & EMC	Safety Standard	UL8750, UL1012, CAN/CSA-C22.2No.107.1-01,EN61347-1, EN61347-2-13 ,EN60598-1,EN62384,GB19510.1,GB19510.14,GB7000.1																				
	Withstand Voltage	I/P-O/P:3.75KVAC I/P-FG:1.875KV O/P-FG:1.5KV for class I;I/P-O/P:3.75KVAC I/P-Case:3.75KV O/P--Case:1.5KV for class II																				
	Isolation Resistance	I/P-O/P ,I/P-FG,O/P-FG:100M Ohms/500VDC/77°F/70%RH for class I;I/P-O/P ,I/P-Case,O/P-Case:100M Ohms/500VDC/77°F/70%RH for class II																				
	EMC Emission	EN55015/FCC Part 15 Class B, EN61000-3-2 Class C, EN61000-3-3																				
	EMC Immunity	EN61000-4-2,3,4,5,6,8,11(Surge L,N-FG 6KV,L-N 4KV) EN61547 for class I;EN61000-4-2,3,4,5,6,8,11(Surge L,N-Case 4KV,L-N 4KV) EN61547 for class II																				
Others	MTBF	300,000 Hours measured at full load, 77°F ambient temperature																				
	Lifetime	50,000 at Tcase = 167°F (Refer to"Life Time VS. Tcase (Ref.)")																				
	Dimension (LxWxH)	9.88" L x 2.66" W x 1.57" H																				
	Weight	2.66lbs																				
*XX=Output Voltage/YYYY=Output Current		Note.1: Measured at full load and steady-state temperature in 77°F ambient(Efficiency will be about 2% lower if measured immediately after startup); Note.2: Derating may be needed under low input voltages, Please Refer to 'Derating Curve' ; Note.3: All parameters NOT specially mentioned are measured at 230VAC input , rated load and 77°F of ambient temperature																				

\*These products are not stocked. Contact factory for lead times.

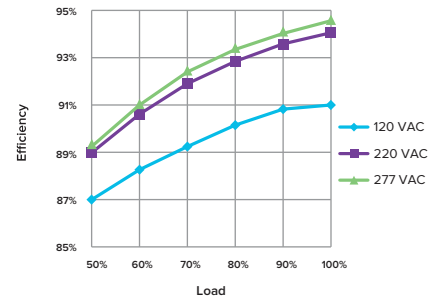
### Derating Curve:



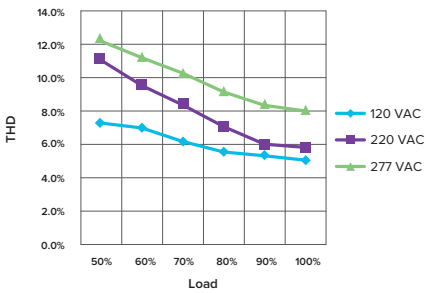
### Power Factor Load Curve:



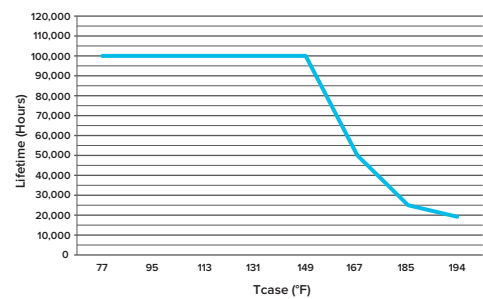
### Efficiency vs. Load Curve:



### THD Curve:



### Life Time vs. Tcase (Ref.):



**Dimensions:**

